

Individual Student Report

1

Dear Parents/Guardians,

Over the last five years, teachers and administrators have worked to implement more challenging, relevant, and engaging math and English standards in every K-12 classroom in Oregon. We are now using a new test aligned to our state's higher standards. The new test provides a clearer picture about where your student is on their path to college and career, and what we can do to ensure their success after high school.

Smarter Balanced and OAKS Extended scores use a new scale broken down into levels 1-4. For some students, their scores may appear lower than they were in the past. A drop in scores does not mean a student is doing worse in school. We have simply raised the bar to ensure students receive the support they need to graduate ready for their next steps. These results will indicate where your student is on that path, including areas of strength and areas for improvement.

If you have questions about these results or how to best support your child, please contact your child's school.



2017-18

OREGON STATEWIDE ASSESSMENT

Student Name

SSID 987654321
 Grade 11
 Birthdate 9/1/2001
 Best Score Yes
 Test Date 3/13/2018
 Teacher
 School 1234 Apple High School
 District 5678 Cherry SD
 County 99 Grape

Your child's scores and achievement levels

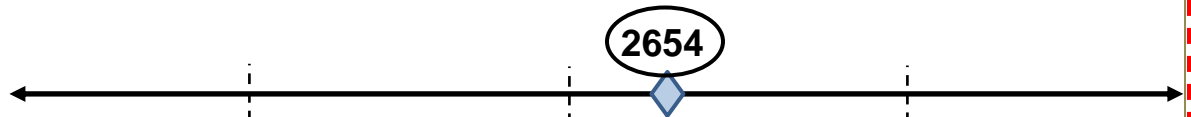
2

High School Score Range	Level 1 Less than 2543	Level 2 2543 – 2627	Level 3 2628 - 2717	Level 4 2718 or more
-------------------------	---------------------------	------------------------	------------------------	-------------------------

3

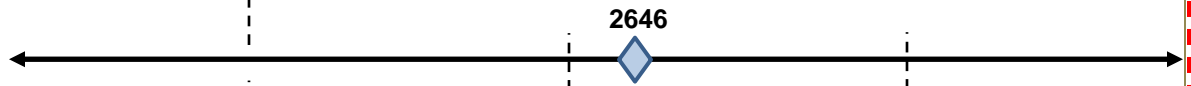
Mathematics

Overall Score

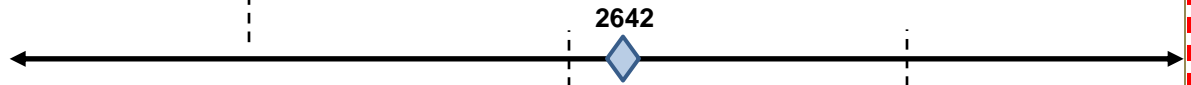


4

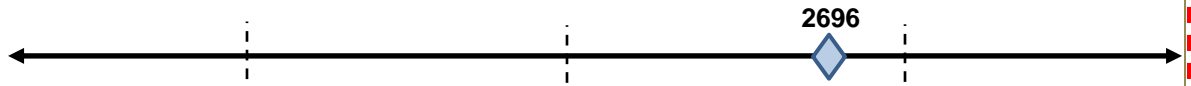
Concepts and Procedures



Problem Solving/ Modeling and Data Analysis



Communicating Reasoning



A student performing at Level 3 is able to:

- Interpret and carry out mathematical procedures with adequate precision and fluency.
- Make sense of and persevere in solving a range of unfamiliar problems in pure and applied mathematics with a limited degree of scaffolding.
- Adequately explain and apply mathematical concepts. Use stated assumptions, definitions and previous results to identify and repair a flawed argument.
- Reason abstractly and quantitatively to analyze complex, real-world scenarios. Construct and use mathematical models and appropriate tools to accurately solve problems.

About scale scores and achievement standards

Student results are reported on scales that vary by test subject. Standards have been established with respect to these scores that identify your child's achievement level. A description of this achievement level is provided below the score(s). For more information on scores and achievement standards, see <http://www.oregon.gov/ode/educator-resources/standards/Pages/Achievement-Performance-Standards.aspx>.

Individual Student Report

5

Dear Parents/Guardians,

Over the last five years, teachers and administrators have worked to implement more challenging, relevant, and engaging math and English standards in every K-12 classroom in Oregon. We are now using a new test aligned to our state's higher standards. The new test provides a clearer picture about where your student is on their path to college and career, and what we can do to ensure their success after high school.

Smarter Balanced and OAKS Extended scores use a new scale broken down into levels 1-4. For some students, their scores may appear lower than they were in the past. A drop in scores does not mean a student is doing worse in school. We have simply raised the bar to ensure students receive the support they need to graduate ready for their next steps. These results will indicate where your student is on that path, including areas of strength and areas for improvement.

If you have questions about these results or how to best support your child, please contact your child's school.



2017-18

OREGON STATEWIDE ASSESSMENT

Student Name

SSID 987654321
 Grade 11
 Birthdate 9/1/2001
 Best Score Yes
 Test Date 3/13/2018
 Teacher
 School 1234 Apple High School
 District 5678 Cherry SD
 County 99 Grape

Your child's scores and achievement levels

6

High School Score Range	Level 1 Less than 2493	Level 2 2493 – 2582	Level 3 2583 - 2681	Level 4 2682 or more
-------------------------	---------------------------	------------------------	------------------------	-------------------------

7

English Language Arts

Overall Score

2645

8

Reading

2627

Writing

2695

Listening

2647

Research

2614

A student performing at Level 3 demonstrates an ability to

- read closely and analytically to comprehend texts of moderate to high complexity and use textual evidence to demonstrate critical thinking.
- produce effective and well-grounded writing for a range of purposes and audiences.
- accurately interpret and use information delivered orally or audio-visually.
- conduct research to investigate a topic, and analyze and integrate accurate, relevant and complete information from multiple sources.

About scale scores and achievement standards

Student results are reported on scales that vary by test subject. Standards have been established with respect to these scores that identify your child's achievement level. A description of this achievement level is provided below the score(s). For more information on scores and achievement standards, see <http://www.oregon.gov/ode/educator-resources/standards/Pages/Achievement-Performance-Standards.aspx>.